



Sporting Code
(March 2019)

Item No.		Page
1.	General	2
2.	Preliminaries	2
3.	Venue	2
4.	Medical	3
5.	Conditions of Entry	3
	- Late Entries and Division Changes	4
6.	Categories and Controls	5
7.	Referees and Judges	8
8.	Time Keepers and Recorders	10
9.	Weigh In	11
10.	Draw Procedures	13
	- Seeding and Draw Procedures	13
11.	Contest Duration	14
12.	Discipline	15
13.	Awards and Ceremonies	16
14.	Records and Results	17

Attachments

- 1 Entry Forms for Nationals
- 2 Elimination Systems – for Cadets, Juniors and Senior Divisions
- 3 Elimination Systems – for Boys and Girls
- 4 Contest sheets
- 5 Medical Injury Collection Form
- 6 Application for a Therapeutic Use Exemption of a Prohibited Substance and/or Prohibited Method
- 7 Check List
- 8 Coaches – Code of Conduct
- 9 CARE – Protocols
- 10 Advertising
- 11 Judogi Control Rules for Cadet, Junior and Senior Divisions
- 12 National Teams Event
- 13 Kata Competition
- 14 No Limits Competition
- 15 Veterans Competition
- 16 Number of Officials
- 17 Agreement to continue in the competition after strangulation

GENERAL

- 1.1 The official rules and commentary, and the contents of this Sporting Code must be adhered to in all competitions under the control of Judo Australia Ltd (JA). For clarity, this means the Sporting Code does apply to the National Championships and International Opens where national points are accrued. The Sporting Code does not apply to Local Club and State competitions.
- 1.2 Any organising body holding an International, a National, or an Interstate competition who wishes to deviate in any way from this Sporting Code or the contest rules, must obtain permission in writing from JA.
- 1.3 The location of an Australian National Championships shall be determined by JA.
- 1.4 JA shall be responsible for the good and proper conduct of the Championships.
- 1.5 The Organisation of the Championships will be under the control of JA Sports Committee and thus JA. The Chair of the Sports Committee has a remedial power to modify the rules and operation of the Sporting Code to meet the overall successful staging of the Championships. This authority may be used when it results in a more favourable outcome for athletes, avoids unforeseen or unintended outcomes.

PRELIMINARIES

- 2.1 JA (or Sports Committee) shall form an Organising Committee that shall be responsible for the program, organisation and publicity. In ALL CASES drafts of any programs and advertising material shall be sent to the Chief Executive Officer for information and approval, a minimum of 2 months prior to the event.
- 2.2 The Organising Committee, with the agreement of the CEO must establish a programme for the Organisation of the Championships indicating, in detail, the time and venue of all events and meetings held at the time of the Championships. A minimum of 2 months prior to the event the Chair of the Sports Committee shall provide the Member States with the competition schedule.
- 2.3 In the case of International competitions, the invitations must include information regarding the program of events, weight divisions, site of the venue and accommodation available.
- 2.4 JA must take action to ensure that they are covered against civil liability during the Championships. Each competing State, however, shall be responsible for its own accident and civil liability insurance during the Championships. Each State is responsible for their competitors and takes all responsibility for accident and health insurance as well as civil liabilities for their athletes and Officials including selected Referees. JA declines all responsibility in these matters and has no liabilities for any claims for illness and injury. See also attachment 5.
- 2.5 All the television, radio, film, photographic, publication and concessional sales rights are the exclusive property of JA. These rights may not be sold or negotiated without the written agreement of JA. JA may delegate its authority to negotiate the sale of these rights but responsibility for the final decision and for the utilisation of the income from the sale of these rights, remains the property of JA.
- 2.6 Anti-Doping requirements for the event shall be coordinated through the Chair of the Sports Committee.

VENUE

- 3.1 Nine months prior to the Championships, the Chair of the Sports Committee shall advise details of the name and location of the proposed venue.

MEDICAL

- 4.1 The Organising Committee must place at the disposal of all competitors a Doctor and approved first aid authority on each mat in use at the competition.
- 4.2 A speedy means of transport must be immediately available for any injured competitor who must be hospitalised.
- 4.3 The following information must be provided to the Chair of the Sports Committee 10 weeks prior to the competition:
 1. the location of the nearest hospital and the time required in getting there.
 2. who will be manning the medical tables and their qualifications.
- 4.4 The medical personnel shall fill in a form specifying the injuries to competitors and what treatment was given. See attachment 5 for form.
- 4.5 An area 16 square metres cordoned off from the crowd is to be set-aside for medical personnel.
- 4.6 Each state is responsible for their players; this includes pregnancy and gender control. JA recommends that pregnant women do not compete. Attachment 6 needs to be filled in and hand delivered to the JA Medical Doctor when a player has a 'therapeutic exemption' to use a prohibited medication to treat a medical condition.
- 4.7 It is the State's responsibility to recommend to each of their competitors that they be immunised against Hepatitis B, Tetanus, Polio and Hepatitis A.
- 4.8 JA has rules for players losing consciousness and incurring concussion – please refer to section 7 – Referees and Judges.
- 4.9 JA has rules about medical assistance and blood rules – please refer to section 7 – Referees and Judges.
- 4.10 States will need to advise the JA Medical Doctor if any of their athletes have been concussed in the preceding 4 weeks prior to the Nationals and the player has received medical clearance to compete.

CONDITIONS OF ENTRY

- 5.1 For the Australian National Championships, the closing date for the entries shall be one month prior to the first day of the competition.
- 5.2 Two official entry forms are required. One form is to be sent to JA and one to the Chair of the Sports Committee. The copy sent to JA must include all entry fees (\$60 per entry) with the payment being received one month prior to the first day of the competition (e.g. if first day of the competition is 7 June, entries and payment must be received in the JA office by 7 May). Entries and/or payments received after this date will be late entries and will be permitted if a late payment is received by the JA Office in accordance with section 5.11. See attachment 1 for the official entry form.
- 5.3 For the Australian Nationals each State or Territory may enter as many competitors as they wish.
- 5.4 Contestants may enter Cadet, Junior and Senior divisions if eligible, but shall only compete in the same weight category in each division eg Cadets 60kg and Senior Mens 60kg. In those situations where the same weight class does not exist, such as Cadets male 50kg the athletes will be entered in the lowest weight division of the age group ie Junior Mens 55kg and Senior Men 60kg. Contestants may also nominate in the Open division. This rule applies to any Australian points scoring events.

- 5.5 Each contestant must produce photographic identification, if required by JA.
- 5.6 For the Senior Men, Senior Women, Junior Men, Junior Women, Cadet Men and Cadet Women divisions, State players will be ranked (seeded) according to their National Ranking. Seedings shall include non-Australia residents.
- 5.7 Contestants may be nominated or they may nominate directly for the Open division with an accompanying entry fee of \$60 on the official entry form. This is a separate nomination from the individual weight divisions. JA reserves the right to call nominations for an Open division on the day from the contestants who have already competed in a weight division. For players not entered one month prior to the first day of the competition, there will be a late entry fee payable as outlined in section 5.11.
- 5.8 The Chair of the Sports Committee and the Chief Executive Officer have discretion to apply specific rules for the National Open Championships and team events - these rules will be notified to players prior to competition.
- 5.9 To be eligible to compete in an Australian National Championships an Australian player (defined as an Australian citizen or a permanent resident in Australia), must be entered by an affiliated JA State or Territory body. A player may only represent one State or Territory per calendar year.
- Entered players generally represent the State/Territory where they reside or have been residing for the past 3 months prior to the Nationals.
 - A player may reside in another State/Territory or country but remain a registered and competing member of their former State/Territory.
 - A player may compete in the Nationals with less than 3 months of residing in a State/Territory if they receive a clearance from their former State/Territory.
- 5.10 To be eligible to compete in an Australian National Championships a non-Australian player is required to have resided in Australia for at least 3 months prior to the National Championships. He/she must present his/her passport to the Chair of the Sports Committee or his/her appointee at the Championships. The non-Australian player must fulfil all other requirements stated in clause 5.9 under points 1, 2 and 3.

Late Entries and Division Changes

- 5.11 Entries received after the closing date will incur late fees. The fees applicable are dependent upon the timing of the late entry. Entry fees will apply as follows:
- \$115 in the 2 weeks prior to the first day of the Championships
 - \$250 in the 1 week prior to the Championships
 - \$500 within the week prior to the Championships and up to the draw.

Any withdrawals notified to the Chair of the Sports Committee up to the Friday prior to the National Championships (ie 1 week prior to the start of the National Championships) are eligible for entry fee refunds. After the Friday (i.e., less than 1 week prior to the start of the National Championships) no refunds will be made.

- 5.12 Late entries for International Events will be developed by their organising committees.
- 5.13 Division alterations may be made up to the draw, or as detailed in the tournament notice.

CATEGORIES AND CONTROLS

- 6.1 A back patch measuring up to 39cm x 38cm can be attached to the back of the judogi bearing the abbreviated name of the State or AUS in the case of the player previously having represented Australia. The back patch must conform with attachment 10 of the Sporting Code with the name of the State or AUS being a maximum of 3 letters and a maximum height of 11 cm. The players name may be placed on the back in an area 9cm x 38cm, 3cm below the collar either printed or embroidered, or part of the larger back patch that is 39cm by 38cm, noting the 4cm distance requirement below the players name area. The back patch sponsor area is under the exclusive control of JA.
- 6.2 Shoulder markings a maximum length of 25cm and a maximum width of 5cm are allowed to be used for the relevant State colours, the manufacturer's logo is permitted inside this area. Alternatively, the manufacturer logo can be placed on 10 x 10cm area below the 25 x 5cm shoulder area. The 10 x 10cm upper arm area can be used for advertising. The National emblem if the athlete has previously represented Australia, the State or the Club emblem can be placed on the left breast of the jacket maximum size 100 square cm.
- 6.3 States or individual athletes may apply to JA to display a sponsor's name or logo on the upper part of the judogi sleeve no larger than 10 x 10cm. All badges/patches worn on a judogi must be of a soft pliable fabric and must not interfere with the grip.
- 6.4 Acceptable markings for judo-gi's and back patches are shown pictorially in attachment 10.

STATE	COLOURS
NSW	Wide light blue stripe with narrow dark blue stripe
QLD	Wide Maroon stripe with narrow white stripe
SA	Equal width of red, blue and yellow stripes
VIC	Wide dark blue stripe with narrow white stripe
TAS	Wide dark green stripe with narrow red & yellow stripe
NT	Wide tan stripe with narrow black stripe
ACT	Wide royal blue stripe with narrow yellow stripe
WA	Wide black stripe with narrow yellow stripe

The wide stripe is to be 5 cm in width and overlaid by the narrow stripe being 2 or 3cm in width.

- 6.5 The white and blue judogi shall be worn in all divisions (See attachment 7).
- 6.6 Compression clothing apparel, such as skins may be worn under the gi. The compression pants must be knee length and finish above the knee so that they are not visible under the gi pants. Females may wear white coloured compression apparel tops with no part of the torso being exposed and the arm sleeves must finish above the elbow and should not be visible under the gi sleeve. Males may wear white compression apparel tops in exceptional circumstances such as to mitigate a medical condition that is supported by a medical certificate – the apparel must finish above the elbow and must not be visible under the gi sleeve.
- 6.7 Australian National Championships shall be contested only in the age and weight divisions shown in this Code. It should be noted that the categories and weight divisions might be amended at any time by JA.
- 6.8 Member States must ensure that their competitors fulfil the appropriate criteria of age and grade as set out in this Code for the division the competitor has been entered. Any breaches will result in the player forfeiting any medal awarded during the Championships.
- 6.9 **MEN** - must be males fifteen (15) years and older and must have a minimum grade of 3rd Kyu in the calendar year of the Championships.

1. Over 100 kg
 2. Over 90 kg and up to and including 100 kg
 3. Over 81 kg and up to and including 90 kg
 4. Over 73 kg and up to and including 81 kg
 5. Over 66 kg and up to and including 73 kg
 6. Over 60 kg and up to and including 66 kg
 7. Up to and including 60 kg
 8. Open, with no weight restriction.
- 6.10 **WOMEN** must be females fifteen (15) years and older and must have a minimum grade of 3rd Kyu in the calendar year of the Championships.
1. Over 78 kg
 2. Over 70 kg and up to and including 78 kg
 3. Over 63 kg and up to and including 70 kg
 4. Over 57 kg and up to and including 63 kg
 5. Over 52 kg and up to and including 57 kg
 6. Over 48 kg and up to and including 52 kg
 7. Up to and including 48 kg
 8. Open, with no weight restriction.
- 6.11 **JUNIOR MEN** – must be males and must turn fifteen (15) years and must not turn twenty one (21) in the calendar year of the competition, minimum grade of 3rd kyu.
1. Over 100 kg
 2. Over 90 kg and up to and including 100 kg
 3. Over 81 kg and up to and including 90 kg
 4. Over 73 kg and up to and including 81 kg
 5. Over 66 kg and up to and including 73 kg
 6. Over 60 kg and up to and including 66 kg
 7. Up to and including 60 kg
- 6.12 **JUNIOR WOMEN** – must be females and must turn fifteen (15) years and must not turn under twenty one (21) in the calendar year of the competition, minimum grade of 3rd kyu
1. Over 78 kg
 2. Over 70 kg and up to and including 78 kg
 3. Over 63 kg and up to and including 70 kg
 4. Over 57 kg and up to and including 63 kg
 5. Over 52 kg and up to and including 57 kg
 6. Over 48 kg and up to and including 52 kg
 7. Up to and including 48 kg
- 6.13 **INTERMEDIATE MEN (CADETS)** – must turn fifteen (15), sixteen (16), or seventeen (17) years in the calendar year of the Championships with a minimum grade of -3rd Kyu (Full Green).
1. Over 90 kg
 2. Over 81 kg and up to and including 90 kg
 3. Over 73 kg and up to and including 81 kg
 4. Over 66 kg and up to and including 73 kg
 5. Over 60 kg and up to and including 66 kg
 6. Over 55 kg and up to and including 60 kg
 7. Over 50 kg and up to and including 55 kg
 8. Up to and including 50 kg

6.14 **INTERMEDIATE WOMEN (CADETS)** – must turn fifteen (15), sixteen (16) or seventeen (17) years in the calendar year of the Championships with a minimum grade of 3rd Kyu (Full Green).

1. Over 70 kg
2. Over 63 kg and up to and including 70 kg
3. Over 57 kg and up to and including 63 kg
4. Over 52 kg and up to and including 57 kg
5. Over 48 kg and up to and including 52 kg
6. Over 44 kg and up to and including 48 kg
7. Over 40 kg and up to and including 44 kg
8. Up to and including 40 kg

6.15 **SENIOR BOYS** – must turn twelve (12) or be 13 or 14 years of age in the calendar year of the Championships with a minimum grade of 4th Kyu (Full Orange)

1. Over 66 kg
2. Over 60 kg and up to and including 66 kg
3. Over 55 kg and up to and including 60 kg
4. Over 50 kg and up to and including 55 kg
5. Over 45 kg and up to and including 50 kg
6. Over 40 kg and up to and including 45 kg
7. Over 36 kg and up to and including 40 kg
8. Over 32 kg and up to and including 36 kg
8. Up to and including 32 kg

6.16 **SENIOR GIRLS** – must turn twelve (12) or be 13 or 14 years of age in the calendar year of the Championships with a minimum grade of 4th Kyu (Full Orange)

1. Over 63 kg
2. Over 57 kg and up to and including 63 kg
3. Over 52 kg and up to and including 57 kg
4. Over 48 kg and up to and including 52 kg
5. Over 44 kg and up to and including 48 kg
6. Over 40 kg and up to and including 44 kg
7. Over 36 kg and up to and including 40 kg
8. Over 32 kg and up to and including 36 kg
9. Up to and including 32 kg

6.17 **JUNIOR BOYS** – must be nine (9) years and must not turn twelve (12) years of age in the calendar year of the Championships with a minimum grade of 4th Kyu (Full Orange)

1. Over 50 kg
2. Over 46 kg and up to and including 50 kg
3. Over 42 kg and up to and including 46 kg
4. Over 38 kg and up to and including 42 kg
5. Over 34 kg and up to and including 38 kg
6. Over 30 kg and up to and including 34 kg
7. Over 27 kg and up to and including 30 kg
8. Over 24 kg and up to and including 27 kg
9. Up to and including 24 kg

The Sports Committee reserves the right to run a heavier weight category if required.

6.18 **JUNIOR GIRLS** – must be nine (9) years and must not turn twelve (12) years of age in the calendar year of the Championships with a minimum grade of 4th Kyu (Full Orange)

1. Over 52 kg

2. Over 48 kg and up to and including 52 kg
3. Over 44 kg and up to and including 48 kg
4. Over 40 kg and up to and including 44 kg
5. Over 36 kg and up to and including 40 kg
6. Over 32 kg and up to and including 36 kg
7. Over 29 kg and up to and including 32 kg
8. Over 25 kg and up to and including 29 kg
9. Up to and including 25 kg

The Sports Committee reserves the right to run a heavier weight category if required.

6.19 **SENIOR MALE KYU GRADES** - must be males fifteen (15) years and older and must have a minimum grade of 3rd Kyu in the calendar year of the Championships

1. Over 100 kg
2. Over 90 kg and up to and including 100 kg
3. Over 81 kg and up to and including 90 kg
4. Over 73 kg and up to and including 81 kg
5. Over 66 kg and up to and including 73 kg
6. Over 60 kg and up to and including 66 kg
7. Up to and including 60 kg
8. Open, with no weight restriction.

6.20 **SENIOR FEMALE KYU GRADES** must be females fifteen (15) years and older and must have a minimum grade of 3rd Kyu in the calendar year of the Championships.

1. Over 78 kg
2. Over 70 kg and up to and including 78 kg
3. Over 63 kg and up to and including 70 kg
4. Over 57 kg and up to and including 63 kg
5. Over 52 kg and up to and including 57 kg
6. Over 48 kg and up to and including 52 kg
7. Up to and including 48 kg
8. Open, with no weight restriction.

6.21 **MASTERS** - guidelines for the masters are provided in attachment 15 of the Sporting Code. Where there are mitigating circumstances, with JA approval, the guidelines can be varied to ensure the best outcome and experience for masters judoka.

6.22 For the purposes of this Sporting Code, the term “weight” shall be defined according to the legal definition of “mass” in Australia.

6.23 Rules for National Teams Events are outlined in attachment 12.

6.24 Rules and entry form for kata competitions are outlined in attachment 13.

6.25 Rules for No Limits judo are outlined in attachment 14.

6.26 The allocation of accreditations for Officials is dependent on the number of entries entered by States. For the purposes of accreditation - Officials are considered to include Coaches and Managers and is determined by the table shown on attachment 16.

REFEREES AND JUDGES

7.1 The officiating Referees shall be selected by the JA Referees Committee and approved by the CEO. In general these Referees shall be selected from among current JA Referee license holders. However, provision can be

made for Referees not yet holding a JA Referee license to referee at these events, if the JA Referee Committee is of the opinion that their ability is of a sufficiently high standard.

- 7.2 The Referee Committee is to notify selected Referees officiating at least 28 days prior to the competition.
- 7.3 No Referee shall hold any other official position during the time of the competition e.g. Coach or Manager of a team that is competing in the championships at which the Referee may be officiating.
- 7.4 The Referees shall wear black socks, grey trousers, a white shirt, an official tie and a black blazer with the appropriate International, Oceania or National JA badge attached to the left top breast pocket. In extremely hot weather the blazer may be left off, and in such instance a short sleeve white shirt should be worn. This decision of the required dress is the responsibility of the Chair of the Referees Committee or in Chair's absence their nominee. The aforementioned is the official uniform for Referees at National and International events sanctioned by JA, however this may be varied at State level and is subject to change from time to time with approval from JA.
- 7.5 Before officiating at a contest the Referees and Judges should familiarise themselves with the sound of the bell, or similar audible method/means of indicating the end of the bout, the method of indicating that the clocks have stopped, and the visual scoring apparatus for their particular mat area.
- 7.6 When entering and leaving a competition area, the Referee should ensure that the mat surface is clean, in good condition, that there are no gaps between mats.
- 7.7 The Referee should ensure that there are no spectators, photographers or supporters in a position to cause a nuisance or risk of injury to the competitors.
- 7.8 Referees and Judges, where possible, are responsible for Judogi Control.
- 7.9 The judogi should be clean, dry and free from stains. The judogi should not be worn out, particularly on the collar and the lapel.
- 7.10 In Cadet, Junior and Senior competitions Referees are to ensure that the Judogi complies with the judogi rules as per attachment 11.
- 7.11 In Boys and Girls competitions Referees should use their judgment to ensure that a junior judogi is suitable for the contest and that it does not disadvantage the opponent.
- 7.12 The Referee will explain to competitors in the Boys and Girls divisions why a penalty is being given prior to awarding a penalty.
- 7.13 Kansetsu Waza (armlocks) and Shime Waza (strangles) are not permitted in the Boys and Girls events. The Referee should stop the contest before the technique is applied and provide a warning (no penalty). A repeated attempt to apply the kansetsu waza and shime waza shall then be penalised by disqualification.
- 7.14 Boys and Girls may have unlimited medical attention.
- 7.15 For Cadet competitions, application of kansetsu waza (arm locks) and shime waza (strangles) is allowed.
- 7.16 An athlete who has been concussed will not be allowed to compete further in the competition (if the athlete has entered further divisions at the current competition the athlete will not be allowed to compete in further events of that competition).
- 7.17 An athlete with a history of concussion in the preceding 4 weeks must provide a medical clearance certification prior to being able to compete in the competition.

- 7.18 The JA Medical Doctor must advise the Chair of the Sports Committee when an athlete has been concussed during the competition.
- 7.19 In the case of loss of consciousness due to shime waza by an athlete within the Cadet's age range the athlete will not be allowed to compete further in the competition including further events of that competition.
- 7.20 For all other divisions where shime waza is allowed and there has been loss of consciousness due to shime waza the athlete must be referred to the JA Medical Doctor for an assessment to determine whether further participation is allowed. In the Junior Men's and Junior Women's divisions where there is loss of consciousness due to shime waza, the athlete's parent, guardian and/or Coach must provide written consent prior to further competition. The consent form is provided in attachment 17. Additionally, an athlete who has lost consciousness due to shime waza will need a medical review and clearance prior to the next match.
- 7.21 If an athlete losing consciousness twice due to shime waza during the competition, the player will not be allowed to compete during the rest of the Championships, including subsequent age divisions.
- 7.22 The Referee on the mat must notify the Chair of the Sports Committee when an athlete has lost consciousness as a result of shime waza or other means. The JA Medical Doctor or his/her representative must advise the Chair of the Sports Committee whether the unconsciousness was as a result of shime waza or concussion.
- 7.23 Mouthguards are permitted provided they are properly fitted by a dentist. Unfitted mouth guards shall not be permitted. The player must provide documentation at each competition to the Chair of the Sports Committee and the player must also notify the mat Referee that they have a mouth guard each time he/she enters the mat to compete.
- 7.24 The tournament medical officer reserves the right of refusing an application for mouthguard use. Should a mouth guard fall out during a bout then it will not be allowed to be replaced.
- 7.25 Medical Assistance
- a) In a minor injury, such as, in the case of a broken nail, the JA Medical Doctor or a Medic is allowed to assist in cutting the nail. The JA Medical Doctor or a Medic may also help in adjusting a Scrotum injury (testicles).
 - b) In a bleeding injury, for safety measures, whenever there is blood it must always be completely isolated with the assistance of the JA Medical Doctor or a Medic by means of adhesive tape, bandages and/or nasal tampons. The use blood of clotters and haemostatics products are permitted.

When the JA Medical Doctor or a Medic is called to assist a contestant, such medical assistance should be given as quickly as possible.

Note: With the exception of the above situations, if the JA Medical Doctor or a Medic applies any treatment the opponent shall win by kiken-gachi.

Any 'significant' amount of blood (as determined by the JA Medical Doctor, Medic or Referee) will necessitate a change of judogi.

TIMEKEEPERS AND RECORDERS

- 8.1 Timekeepers and recorders must be responsible persons with adequate judo experience and a good knowledge of the contest rules and be thoroughly trained prior to officiating.
- 8.2 There shall be a minimum of 2 timekeepers per mat (1 to register the time of the contest, 1 to register osaekomi and the scores and where possible a third to supervise).

- 8.3 Although it is the responsibility of the Organising Committee to inform the timekeepers of the duration of each contest, the timekeepers should ensure that at the start of each event they are aware of the agreed duration. See also 11.1.
- 8.4 The contest recorder must ensure that he/she is completely informed of the current signals and signs in use to indicate the result of a contest in accordance with the contest rules and this Code.
- 8.5 The Organising Committee must ensure that the Officials at the recording and time-keeping tables are left in isolation and are not bothered by spectators, competitors, press or officials.
- 8.6 The overall timekeeper starts the clock or watches upon hearing the comments “hajime” or “yoshi” and stops it on seeing the signal for matte or on hearing “matte” or “sono-mama”.
- 8.7 The osaekomi timekeeper starts the clock or watches on hearing “osaekomi”, stops it on hearing “sono-mama”, re-starts it on hearing “yoshi”. On hearing “toketa” or “matte” stops the clock and indicates the number of seconds elapsed to the Referee. On expiry of the time for osaekomi (20 seconds) indicates the end of the osaekomi by means of the signal bell or other means provided. Osaekomi for at least 10 seconds is awarded a wazaari.
- 8.8 When the time allowed for the contest has expired the timekeepers shall notify the Referee of this fact by ringing the bell or other means of signalling, in accordance with Article 11 of the contest rules.
- 8.9 Timekeepers should also be particularly aware of Article 12 of the contest rules.
- 8.10 The electronic system of time-keeping and scoring needs to be approved by the Chair of the Sports Committee. A JA endorsed system must be used at the National Championships and at International Events.
- 8.11 No protests against Referee decisions are allowed. The final Referee decision made will be final and without any further appeal. After the Referee decision is awarded the competitor must leave the mat immediately. If the player does not leave the mat within 30 seconds of the final decision being made – they will be disqualified from the competition and may be subject to disciplinary action.
- 8.12 Private videos are not permitted to be used in evidence to challenge any decisions. The Referee Committee may use a time delayed (such as CARE) system to correct Referee decisions and the Chair of the Sports Committee may use the system. Specific protocols for the use of the CARE system are outlined in attachment 9.

WEIGH - IN

- 9.1 The Organising Committee shall make available at a time specified in the tournament notice, weighing machines, a minimum of one for Men and one for Women. These machines shall be used for the official weigh-in and wherever possible, be at the same location as the Championship in order to avoid errors due to transportation of the machine. Weighing machines are to be placed on a hard level surface.
- 9.2 Separate rooms for males and females must be available for the unofficial and official weigh-in.
- 9.3 The competitors shall be allowed at least 1 hour before the official weigh-in to check their weight on the official weighing machines. There is no limit to the number of times a contestant may check their weight during this time.
- 9.4 Under exceptional circumstances if there is only a single set of scales for trial and official weigh-ins, a competitor may make a trial weigh-in during the official weigh-in period only after advising the weigh-in official that they are conducting a trial weigh-in. This advice is to be provided before stepping on the scales.

- 9.5 The official weigh-in for each division shall be conducted the afternoon before that division is contested. The official weigh-in control period for each division shall be a minimum of half an hour (30 minutes) in duration, or as advised in the official program. In special circumstances, such as when an athlete is still competing and the official weigh-ins being conducted, the Chair of the Sports Committee may extend the weigh-in period for those athletes but the weigh in must occur that day. In the case of Kyu Grades and Masters the weigh-in may take place on the day of competition.
- 9.6 The competitor shall weigh-in wearing only underclothes, under the supervision of a weigh-in official. The competitor may be requested to remove their underclothing to ensure they reach the minimum weigh limit of the weight category in which they are entered. For Cadets and the Boys and Girls age categories competitors will not be requested to remove their underclothing and an additional 100 grams will be allowed for their weight categories limits.
- 9.7 During the official weigh-in, the weight of a competitor shall be officially determined once. The weigh-in Official, however, may give permission or may order a competitor to demount the scale during the official weigh-in and then allow the competitor to re-weigh after following the direction of the official weigh-in Official.
- 9.8 Each competitor shall bring to the weigh-in their student identification card, driver's license or an official identification document with photo. The competitor shall present the document to the Official, who will verify the identity of the competitor.
- 9.9 Should a contestant fail to turn up to the weigh-in during the official weigh-in period this shall be noted beside their entry on the official weigh-in sheet. The notation will be signed by a weigh-in Official and an adult person as a witness.
- 9.10 Should a contestant weigh either above or below the prescribed limits for the division in which they are entered, the exact weight shall be recorded in the normal manner. No tolerance shall be allowed either above or below the weight category. Recording of weights shall be in kilograms accurate to one decimal point of a kilogram. The weight shall be circled and signed by a weigh-in Official and by the contestant. The contestant shall be excluded from competing in that weight division.
- 9.11 Electronic/digital mass measuring machines shall be used with an accuracy of a tenth of a kilogram (ie showing one decimal only).
- 9.12 The Officials supervising the scales must be of the same sex as the competitors weighing in. Should no such Official be available, then two scrutineers who are of the same sex as the competitor shall be appointed, subject to the approval of the Chair of the Sports Committee.
- 9.13 The Chair of the Sports Committee (or in his absence members of the Sports Committee) shall be responsible for the control of the weigh-in.
- 9.14 Referees, including female referees, may be rostered for weigh-in duties.
- 9.15 Photography or filming is not permitted in the weigh-in area. Mobile phones may not be used in the weigh-in area.
- 9.16 Only one Coach and team Official per State is permitted during the official weigh-in. In the case that the Coach or team official is not available this role may be delegated to a team member.
- 9.17 If at any stage during the weigh-in period, a competitor fails to comply with the directions of any weigh-in Official or a member of the Sports Committee, or fails to comply with the requirements of the Sporting Code, the competitor shall be prevented from participating in the weigh-in and the nature of the infraction brought immediately to the attention of the Chair of the Sports Committee.

DRAW PROCEDURES

The draw and pools

- 10.1 The competition draw shall be held prior to the weight division being contested and as communicated in the official approved program.
- 10.2 There shall be a large white screen for projecting the draw during the draw. A whiteboard, markers and eraser should also be made available.
- 10.3 If possible the draw should be conducted in a room separate from the tournament.
- 10.4 The draw shall be made by the Chair of the Sports Committee or a member of the Sports Committee with one (1) member of each competing State or Territory authorised to be in attendance.
- 10.5 Should a contestant be drawn in the wrong weight division and the State or Territory representative is not present at the draw, the State or Territory shall incur a fine. The fine will be determined by JA.
- 10.6 If there is only one entry in a weight division, the player will be entered and compete in the next weight class (if the heavier weight division has no entry, no competition will take place).
- 10.7 For divisions with 6, 5 or 4 players, should a competitor withdraw prior to the start of the division, the division will be redrawn. This is done to avoid the potential scenario of a player being placed with a medal without having won a match.

Seedings and Draw Procedures

- 10.8 Competitors from the same State, where possible, should be drawn into separate halves of the draw.
- 10.9 The National Points System shall be used to seed players in the Senior Men's, Senior Women's, Junior Men's, Junior Women's, Cadet Men's and Cadet Women's divisions. Seeding shall include non-Australia residents.
- 10.10 For Boys and Girls Divisions, competitors will be given maximum separation by State and then by Club where possible.
- 10.11 For divisions with more than 5 players, 4 seed will be placed in the draw. For division with 4 or 5 players only two seeds will be placed in the draw.
- 10.12 In the situation where players have equal national points and seeding of these players is necessary, the better performed player from the previous Nationals, if they competed in the same weight divisions will be given the higher seed.
- 10.13 Seeding in elimination bracket system is set up in order to have the draw placing the:
 - Number one (1) seed in Pool A.
 - Number two (2) seed in Pool C.
 - Number three (3) seed in Pool D.
 - Number (4) seed in Pool B.
- 10.14 Seeded athletes are always placed in the same position on the draw sheet.

- 10.15 Seeding in the low numbers 3+2 system is set up in order to have the draw placing the number one (1) seed in the lower half while the number two (2) seed is placed in the upper Round Robin half.
- 10.16 Seeding in the low number draws 2+2 system is set up in order to have the draw placing the number one (1) seed in the top half and the number two (2) seed in the lower half.
- 10.17 Seeded athletes, when possible, do not have to compete in the first round. (ie. they benefit from any byes).
- 10.18 The draw must ensure a maximum separation of byes.
- 10.19 In a category, seeding position has the priority over State/Club separation of the athletes. This means that athletes of the same State/Club may end up in the same pool because of their seeding position or because there is no other possible position for them due to other ranking of the other athletes.
- 10.20 The places in each division shall be decided according to the elimination used – see Attachment 2 and 3.
- 10.21 “Round Robin” is defined as a system where each athlete will compete against each other. To determine placings, the following criteria are used:
- First criterion: Number of Wins.
 - Second criterion (in case of an equal number of wins): the highest sum of winning points will decide the placings. Ippon/waza-ari-awasete-ippou = 10, Waza-ari = 1. All scores achieved will be counted for both the winner and loser. A player can get a maximum of 10 points per contest.
 - Third criterion (in case where number of wins and the sum of winning score points are equal): direct comparison: if two contestants have an equal number of wins and the same number of points, the contestant who won the contest between them is defined as the better.
 - Fourth criterion (in case of equal number of wins and no direct comparison possible because of ‘beating in circle’ where all players win by ippon): the shortest accumulated time of all winning contests will decide.
 - Fifth criterion (in case of equal time): weight at the weigh-in. The athlete with the lower weight is defined as the better.
 - Sixth criterion (in case of same weight): decision match. A knockout system between the players involved will be used. A new draw will be performed. Example, in the case of three athletes: one contest between two players will be held. The winner of this match will compete against the third player to get a final decision.
- 10.22 Points will be given as follows:
- Ippon, fusen gachi or kiken gashi – 10 points
 - Waza-ari – 1 point
- 10.23 The same points apply regardless of whether they are achieved in regular time or during Golden Score.
- 10.24 In Round Robin systems, players from the same State/Club shall compete first, before competing against other competitors where possible.

CONTEST DURATION

- 11.1 The official contest time duration of JA shall be as follows:

CATEGORY	ALL CONTESTS
Men	4 minutes
Women	4 minutes
Young Men	4 minutes
Young Women	4 minutes

Cadet Men	4 minutes
Cadet Women	4 minutes
Senior Boys	3 minutes
Senior Girls	3 minutes
Junior Boys	3 minutes
Junior Girls	3 minutes

Or as set by the IJF from time to time.

- 11.2 Contestants in the Seniors shall be allowed a recuperation period of at least 8 minutes from the end of their last contest.
- 11.3 Contestants in the Junior Men/Women, Cadet Men and Cadet Women shall be allowed a recuperation period of at least 8 minutes from the end of their last contest.
- 11.4 Contestants in the Senior Boys/Girls and Junior Boys/Girls shall be allowed a recuperation of at least 6 minutes from the end of their last contest.
- 11.5 All Officials and competitors should be aware that when the competitors' names are called, the first competitor always wears a white judogi and the second competitor always wears a blue judogi. Each competitor must also wear a belt denoting their grade.
- 11.6 All Officials and competitors should be aware that for the Senior Men, Senior Women, Junior Men, Junior Women, Cadet Men and Cadet Women if one competitor is not at their place on the contest area one call for that competitor will be made. After a period of one (1) minute, following the call, that competitor will forfeit their match.
- 11.7 All Officials and competitors should be aware that for the Senior Boys/Girls and Junior Boys/Girls if one competitor is not at their place on the contest area one call for that competitor will be made. After a period of ninety (90) seconds, following the call, that competitor will forfeit their match.
- 11.8 All finals at National Tournaments are to be staged to begin at a given time after the preliminary eliminations have been finalised. The eliminated division and finals must take place on the same day.
- 11.9 There is no time limit in Golden Score time for all divisions.

DISCIPLINE

- 12.1 Any Official of a Team or person related to a contestant who interrupts the orderly running of the contests or of the Championships may be declared unacceptable by JA and from the moment JA decides they must leave the premises unless granted restricted admission to the venue.
- 12.2 In any case of misbehaviour by a competitor which merits disqualification JA may exclude that competitor from the remainder of the tournament and/or any subsequent tournaments.
- 12.3 Should a Team Manager wish to clarify some aspect of the competition proceedings which he considers may be irregular, the query must be made by a team Official in writing and directed to the Chair of the Sports Committee or in his absence a member of the Sports Committee.
- 12.4 Specific behaviour for Coaches is outlined in Attachment 8.

- 12.5 At any JA event, any behaviour contrary to the ethics, moral values of sport and in particular judo may give rise to disciplinary sanctions taken by JA.
- 12.6 In the case of a serious incident during a JA event, the JA CEO (or their delegate), or the National MPO in the absence of the CEO, or if both the CEO and National MPO are not present, the Tournament Director will make an immediate decision to remove and/or suspend the person or people involved.
- 12.7 A possible sanction decision will be taken after having heard the person or people concerned and any potential witness(es). If the concerned person is a minor, an adult responsible will accompany them during the discussion.
- 12.8 A written report detailing the incident, including the final decision, is to be prepared by the JA CEO (or their delegate), or the National MPO (or in their absence, the Tournament Director), and is to be sent to the Disciplinary Committee, c/o the CEO, within 1 day of the date of the incident. The report must state the following: the facts, including the recall of the alleged facts, a summary of the observations and arguments of the parties, the grounds for the decision and any other comments.
- 12.9 The Disciplinary Committee is to review and provide any sanctions they see as appropriate to the JA CEO within 14 days.

AWARDS AND CEREMONIES

Opening Ceremony

- 13.1 The Opening Ceremony should consist of:
- a) March on of all Teams present, in alphabetical order. Each Team should be led into the mat area by a standard bearer carrying either the State flag or a placard bearing the name of the State or its abbreviation.
 - b) The Chair or in their absence a member of the Board of Directors or State President in the case of an International Open may wish to make a welcome statement.
 - c) A demonstration of judo or another discipline but not of another Martial Art may take place.
 - d) Playing of the National Anthem.
 - e) The Chair of each Committee that are present should be presented to the public.
 - f) An official bow by the Referees, Officials and competitors takes place.
 - g) The Teams march off the mat area.

Medal Presentation

- 13.2 Medals and where possible, diplomas are to be provided by the Organising Committee as follows:

The minimum number of entries required per division for medals to be awarded is:

FIRST PLACE	One gold medal	2 entries
SECOND PLACE	One silver medal	3 entries
ONE THIRD PLACE	One bronze medal	4 entries
TWO THIRD PLACES	Two bronze medals	6 entries.

- 13.3 A competitor must win at least ONE match to be awarded a medal. The win must be a match that is physically contested – wins such as Fusen-gachi, are not considered to be wins for medal purposes.

- 13.4 The awarding of prizes is carried out on the day of competition.
- 13.5 Each competitor who has won a medal must be present at the official awarding ceremony and must be dressed in a complete white judogi, or a complete blue judogi, to receive the medal in person. Tracksuits are not appropriate attire. Any medal winner who, without good cause, does not present for the official presentation will forfeit their medal.
- 13.6 The prize giving ceremony shall be carried out as follows:
- a. The medallists are led from an assembly place to the place of the prize giving ceremony.
 - b. The medallists line up behind the dais bearing the placing numbers.
 - c. The announcer announces the division, name and State of the winner, who mounts the dais and receives the medal from a JA representative nominated by the Chair of the Sports Committee.
 - d. The second and third places are presented with their medals in the same manner.
 - e. After the end of the prize giving ceremony the medallists are led out.
- 13.7 Marching music should be supplied for the medallists to march to.
- 13.8 Additional awards presented at any Championship must not exceed the limit as approved by the IJF.

Closing Speech

- 13.9 The JA Chair, or the Chair's representative, may wish to close each day of competition at the National Championships.

RECORDS AND RESULTS

- 14.1 The results of all bouts are to be recorded on sheets of a form approved by JA. See also Attachment 2 and 3.
- 14.2 The complete set of results of the tournament will be provided on the JA website.

AUSTRALIAN NATIONAL CHAMPIONSHIPS ENTRY FORM

Two official entry forms are required. One to be sent to JA and one to the Chair of the Sports Committee. The copy sent to JA must include all entry fees and must be received one month prior to the first day of the competition (e.g. if the date of the first day of the competition is the 7 June, entries and payment must have been received in the JA's office by the 7 May.) Entries and/or payments received after this date will be late entries and a late entry fee will be payable – refer to section 5 for late payment fees

If an athlete has suffered concussion 4 weeks prior to the Nationals or has a medical condition, States must, as part of the entry process, advise the Chair of the Sports Committee and provide him/her with the supporting medical clearance that the athlete can compete. This information and medical advice will enable the JA Medical Doctor or the other authorised person to determine whether the player should compete. Any requested rule modification for medical reasons will require the prior approval by the JA Medical Doctor or the authorised person.

Mouthguards are permitted provided they are properly fitted by a dentist. Documentation at each competition needs to be provided to the Chair of the Sports Committee and the player must also notify the mat Referee that they have a mouth guard each time he/she enters the mat to compete.

Blood contact is an occasional occurrence and whilst the risk of contamination from blood borne disorders is an indeterminate risk, it is likely to be negligible.

WEIGHT DIVISION		NAME	GRADE	DATE OF BIRTH	REGO Number	WEIGHT DIVISION		NAME	GRADE	DATE OF BIRTH	REGO Number
	1						1				
	2						2				
	3						3				
	4						4				
	5						5				
	6						6				
	7						7				
WEIGHT DIVISION		NAME	GRADE	DATE OF BIRTH	REGO Number	WEIGHT DIVISION		NAME	GRADE	DATE OF BIRTH	REGO Number
	1						1				
	2						2				
	3						3				
	4						4				
	5						5				
	6						6				
WEIGHT DIVISION		NAME	GRADE	DATE OF BIRTH	REGO Number	WEIGHT DIVISION		NAME	GRADE	DATE OF BIRTH	REGO Number
	1						1				
	2						2				
	3						3				
	4						4				
	5						5				
	6						6				
WEIGHT DIVISION		NAME	GRADE	DATE OF BIRTH	REGO Number	WEIGHT DIVISION		NAME	GRADE	DATE OF BIRTH	REGO Number
	1						1				
	2						2				
	3						3				
	4						4				
	5						5				
	6						6				
WEIGHT DIVISION		NAME	GRADE	DATE OF BIRTH	REGO Number	WEIGHT DIVISION		NAME	GRADE	DATE OF BIRTH	REGO Number
	1						1				
	2						2				
	3						3				
	4						4				
	5						5				
	6						6				

State Manager Tel Mobile

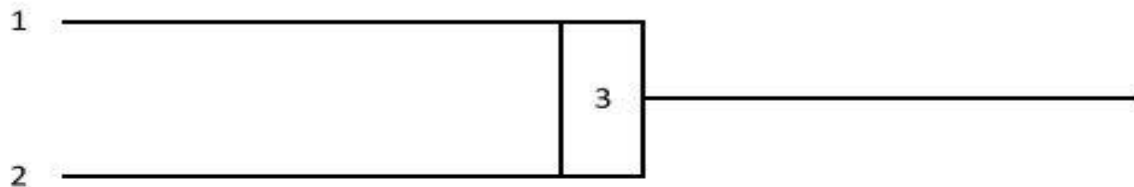
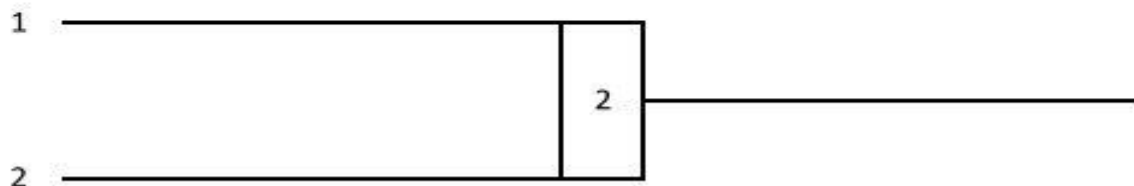
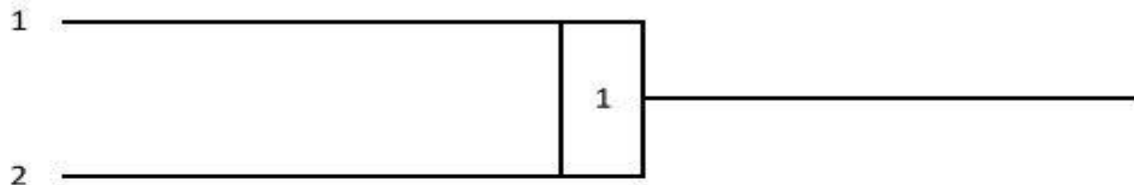
Email Coach 1 Coach 2

Time, Date and Arrival details

Accommodation detail

DRAW SYSTEMS FOR CADETS, JUNIORS AND SENIORS

Draw Sheet for 2 Players



RESULTS	
1	
2	

NOTE:

If one player wins first 2 fights, third fight will not be contested.

Draw Sheet for 3 Players

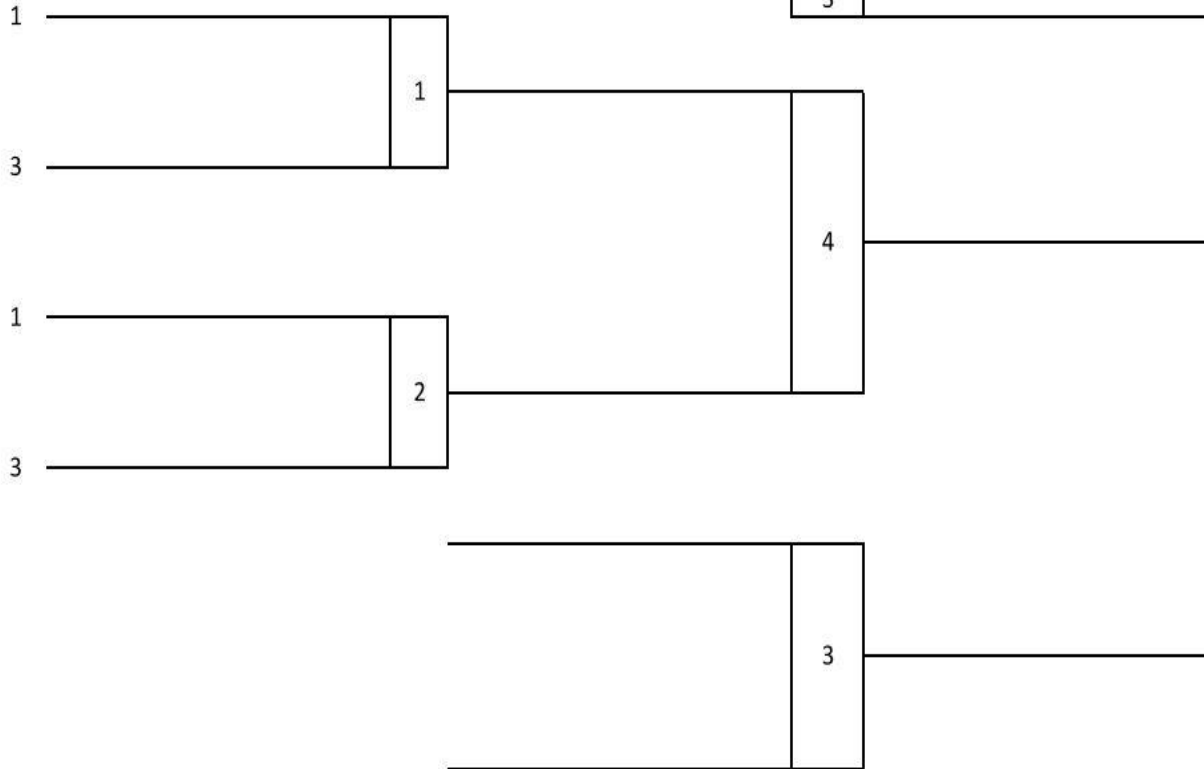
		1	2	3	Fights won	Place
					Total Points	
1						
2						
3						

NOTES

- Round Robin winners are determined by the number of WINS;
if WINS are equal, then by the highest sum of winning POINTS;
if WINS and POINTS are equal then by direct COMPARISON between the players;
if WINS, POINTS and COMPARISON is equal then by shortest accumulated TIME;
if WINS, POINTS, COMPARISON and TIME is equal then by the lightest competitor;
if WINS, POINTS, COMPARISON, TIME and WEIGHT is equal then by KNOCKOUT draw.
- To populate the pool sheet, wins and points are recorded for both players. The result of the match is recorded on the horizontal line next to the player's name, eg for the first horizontal line, the result of match between athlete 1 and 2 is recorded. In the top box the result of the match is recorded with either a win or a loss, 1 for a win and 0 for a loss. In the bottom box the points of the winning player is recorded as defined in part 4, with the losing player being recorded with 0.
- Points allocated for wins are:
10 – Ippon
1 – Waza-ari
0 – Shido
- The first player called wears the white judogi.

Draw Sheet for 4 Players

RESULTS	
1	
2	
3	



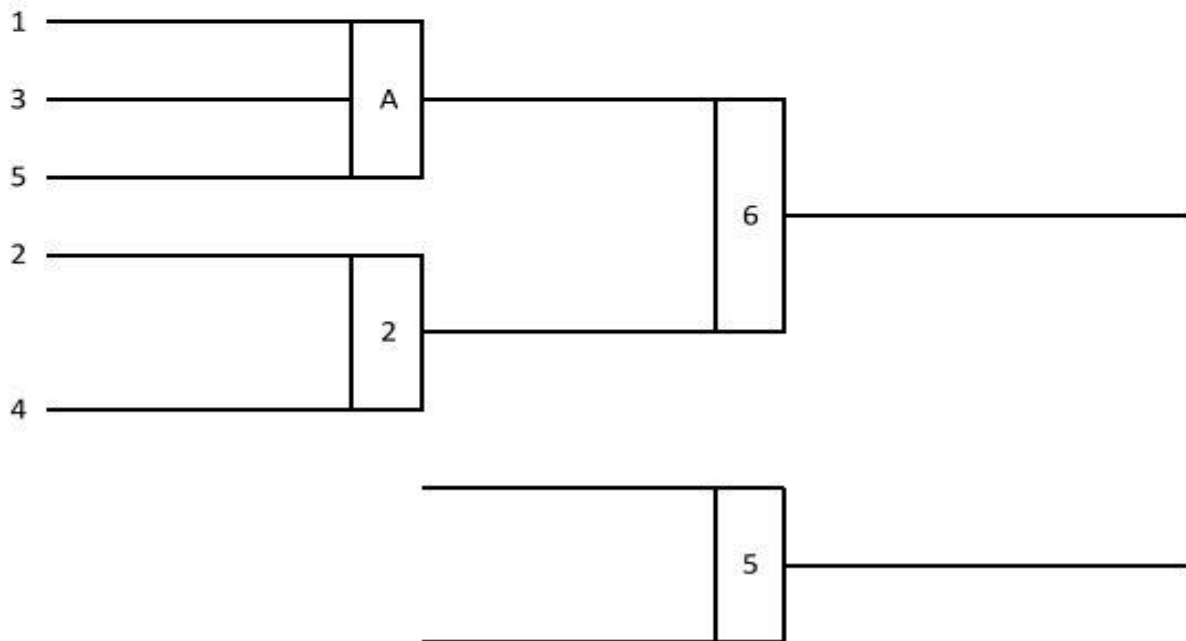
Draw Sheet for 5 Players

Pool A		1	3	5		
1						
3						
5						

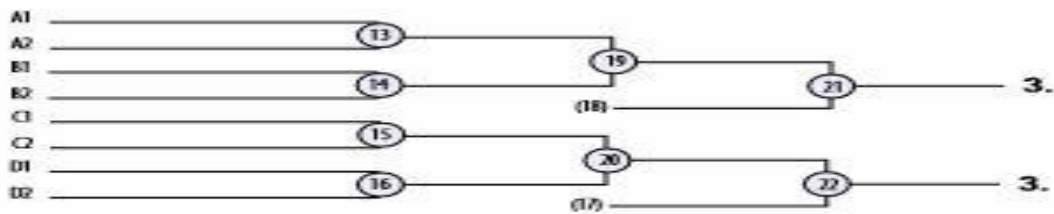
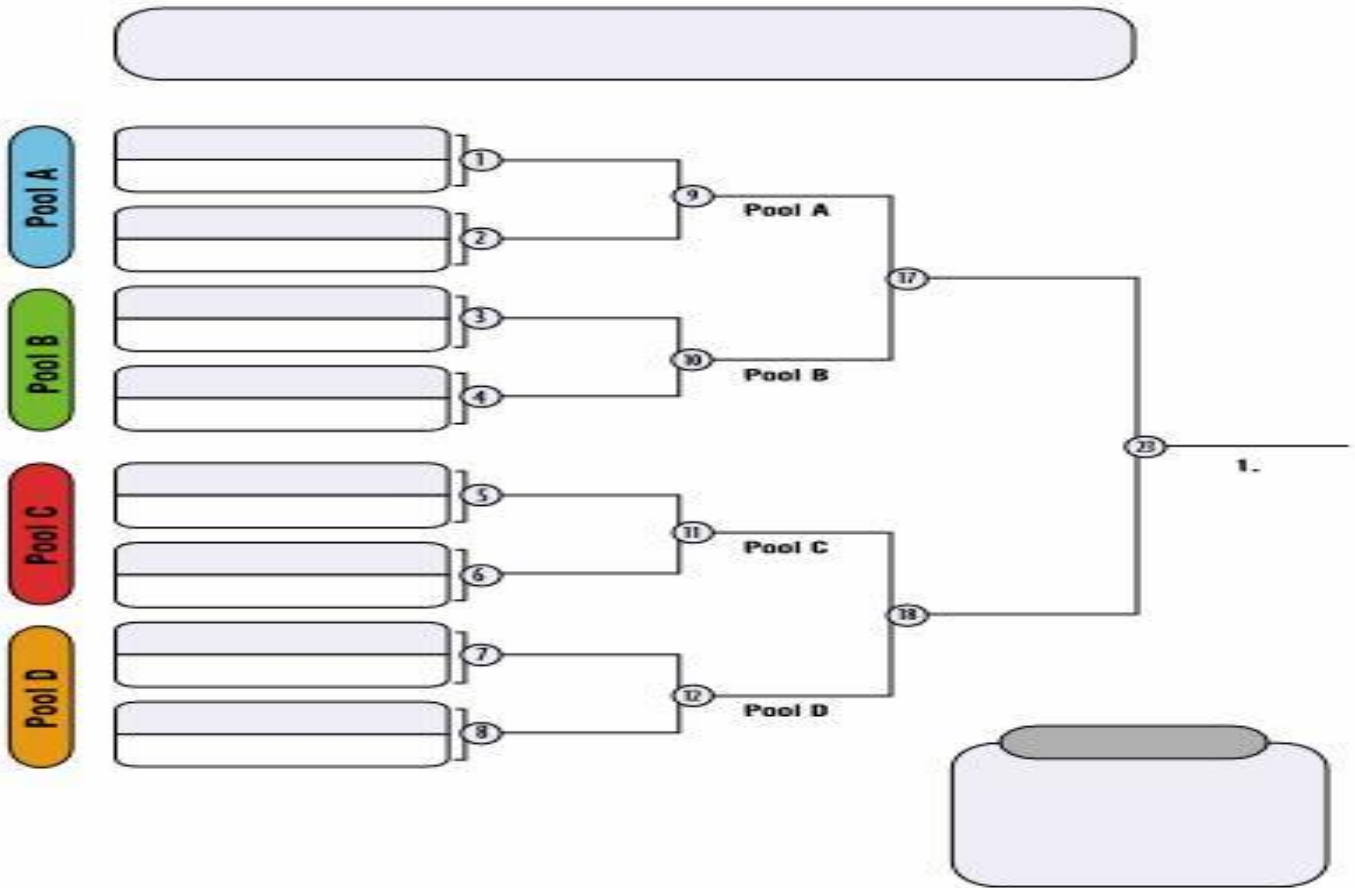
NOTE:

The winner of Pool A is determined as per the notes in "Draw for 3 Players"

RESULTS	
1	
2	
3	

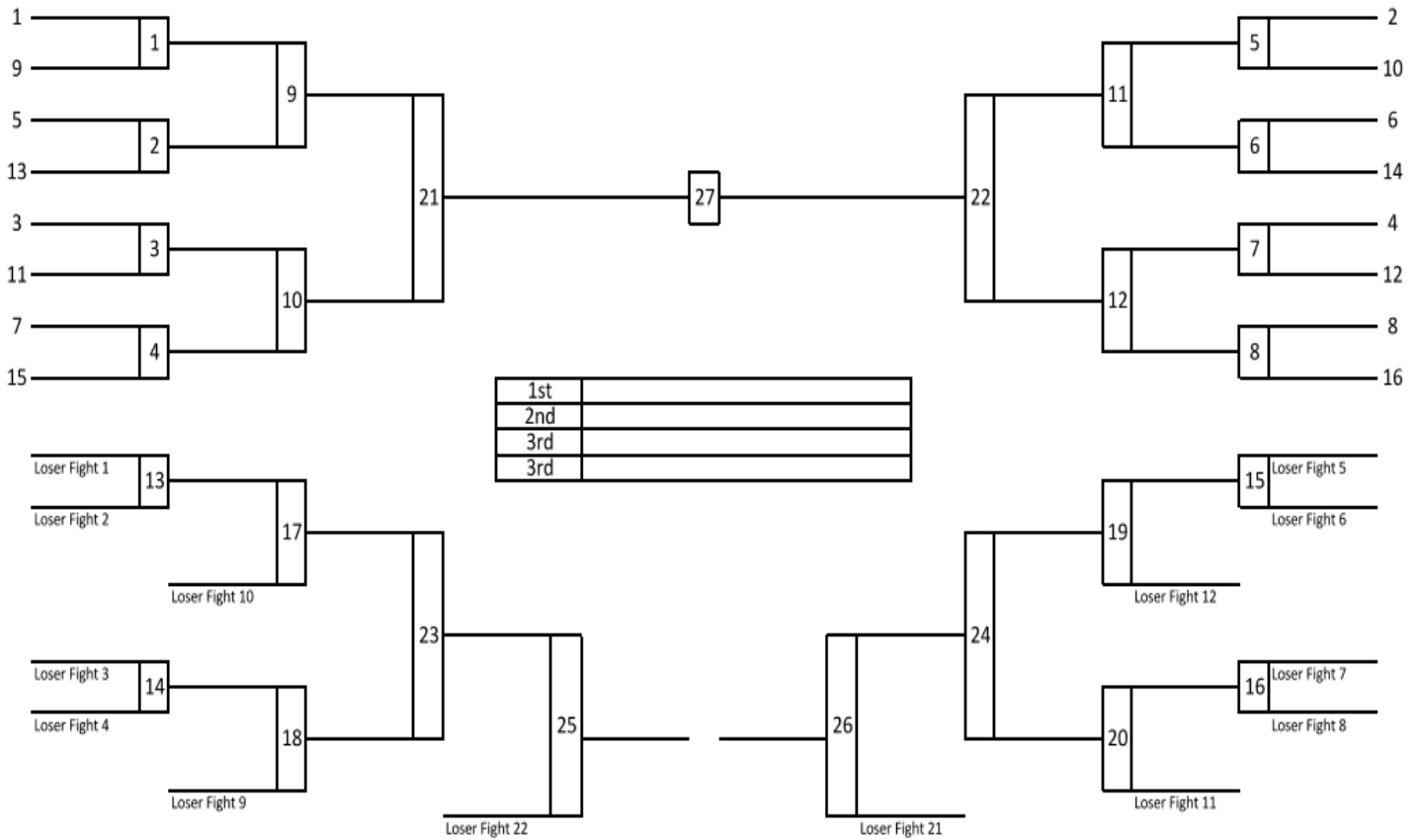


Draw Sheet for 6 or more Players



DRAW SYSTEMS FOR BOYS & GIRLS DIVISIONS

Draws for Junior and Senior Boys & Girls shall be by double elimination for 6 players or more. For less than 6 players, draws will be the same as for Cadets, Juniors and Seniors.



Players are guaranteed at least 2 fights, as they need to be eliminated twice.

NOTE: In a Double Elimination draw, it is possible for two players to fight each other a second time.

<p>Mat #</p> <p>Division: Fight N°:</p> <p>Winning player's name: _____</p> <p>Time left on clock: _____</p> <p>WHITE / BLUE (circle winner) won by:</p> <p>_____</p>	<p>Mat #</p> <p>Division: Fight N°:</p> <p>Winning player's name: _____</p> <p>Time left on clock: _____</p> <p>WHITE / BLUE (circle winner) won by:</p> <p>_____</p>
<p>Mat #</p> <p>Division: Fight N°:</p> <p>Winning player's name: _____</p> <p>Time left on clock: _____</p> <p>WHITE / BLUE (circle winner) won by:</p> <p>_____</p>	<p>Mat #</p> <p>Division: Fight N°:</p> <p>Winning player's name: _____</p> <p>Time left on clock: _____</p> <p>WHITE / BLUE (circle winner) won by:</p> <p>_____</p>
<p>Mat #</p> <p>Division: Fight N°:</p> <p>Winning player's name: _____</p> <p>Time left on clock: _____</p> <p>WHITE / BLUE (circle winner) won by:</p> <p>_____</p>	<p>Mat #</p> <p>Division: Fight N°:</p> <p>Winning player's name: _____</p> <p>Time left on clock: _____</p> <p>WHITE / BLUE (circle winner) won by:</p> <p>_____</p>
<p>Mat #</p> <p>Division: Fight N°:</p> <p>Winning player's name: _____</p> <p>Time left on clock: _____</p> <p>WHITE / BLUE (circle winner) won by:</p> <p>_____</p>	<p>Mat #</p> <p>Division: Fight N°:</p> <p>Winning player's name: _____</p> <p>Time left on clock: _____</p> <p>WHITE / BLUE (circle winner) won by:</p> <p>_____</p>

Mat #	Mat #
Division: Fight N°:	Division: Fight N°:
Winning player's name: _____	Winning player's name: _____
Time left on clock: _____	Time left on clock: _____
WHITE / BLUE (circle winner) won by: _____	WHITE / BLUE (circle winner) won by: _____

Judo injury data base collection - ATTACHMENT 5

The aim of this database collection form is to determine the extent of judo specific injuries during local and international events. The treating officer is encouraged to keep a copy for the purpose of a personal and official record of encounters or consultations.

The use of such collection would be to aid in the prevention of injuries should such factors be found. Things such as an ideal safety mat perimeter crowd encroachment, timely access to appropriate local medical services, or some totally unforeseen situation.

DATA COLLECTION FORM

Injury events

Event venue

Name		Date
Age	Sex	M/F
OAP	Y/N	

Brief injury description:
Brief history of encounter leading to injury:
Diagnosis:
Other possible diagnoses:
Preventability? Y/N
Please explain:
Treatment: (Circle); Ice, bandage, tape, referral to hospital etc.
Follow up recommendations and progress notes:

NOTE: THIS FORM IS FOR INJURIES THAT ARE CONSIDERED 'SIGNIFICANT' OR AN INJURY THAT LEADS TO AN ATHLETE WITHDRAWING FROM THE COMPETITION.

Application for a Therapeutic Use Exemption of a Prohibited Substance and/or Prohibited Method

Incomplete applications cannot be considered. Please attach and forward all relevant medical information that may assist ASDMAC in its consideration of this request. ***If no supporting medical documents are attached, the application will be returned to the applicant.*** Please keep a copy of any documents submitted for your records. For more information, visit the ASDMAC website <http://www.asdmac.gov.au/>.

Application Checklist (please complete before sending application)	
1. Athlete details complete	<input type="checkbox"/>
2. Athlete declaration signed	<input type="checkbox"/>
3. TUE application details complete	<input type="checkbox"/>
4. Medical practitioner details complete	<input type="checkbox"/>
5. Medication details including all medications and treatments tried (generic names and doses)	<input type="checkbox"/>
6. Separate diagnosis and medical evidence attached:	
(a) Comprehensive medical history;	<input type="checkbox"/>
(b) Results of examinations, laboratory investigations, imaging studies and/or specialist medical reports;	<input type="checkbox"/>
(c) Copies of original reports or letters (where appropriate).	<input type="checkbox"/>
7. Medical practitioner declaration signed	<input type="checkbox"/>

ASDMAC is a body created under the *Australian Sports Anti-Doping Authority Act 2006* ('the ASADA Act'). The anti-doping rules of various sporting organisations and sports authorise ASDMAC to consider applications for use of a drug or doping method for therapeutic purposes where use of that substance or method is otherwise prohibited under the anti-doping rules for the sport. The information collected on this form will be used by ASDMAC to consider matters relating to your application. Information associated with your application (including information collected on this form), and the results of the application may be released to:

- > The Australian Sports Anti-Doping Authority (ASADA);
- > The Australian Sports Commission (ASC);
- > A Sporting Administration Body (as defined by section 4 of the Act);
- > The World Anti-Doping Agency (WADA);
- > Other National and International Anti-Doping Organisations;
- > Anybody nominated by ASADA to conduct an appeal of ASDMAC's decision in respect of this application; and
- > Medical practitioners consulted by ASDMAC and ASDMAC staff and agents;

For the purposes of the implementation, co-ordination, administration, monitoring and enforcement of anti-doping programs in sport.

1. Athlete Information (please write clearly using block letters)				
Title		Surname		Given Name(s)
Gender Male <input type="checkbox"/> Female <input type="checkbox"/>		Date of Birth (dd/mm/yyyy)		
Address				
Suburb			State	Postcode
Email				
Phone (h)			Mobile	
Sport			Discipline/position	
National Sporting Organisation				
Athlete with a disability (AWD) Yes <input type="checkbox"/> No <input type="checkbox"/>			If an AWD, please indicate disability	
Current level of competition: International <input type="checkbox"/> National <input type="checkbox"/> State <input type="checkbox"/> Club <input type="checkbox"/> Other <input type="checkbox"/>				
International Federation Registered Testing Pool Member*: Yes <input type="checkbox"/> No <input type="checkbox"/>				
ASADA Registered Testing Pool Member*: Yes <input type="checkbox"/> No <input type="checkbox"/>				
*If you are unsure of whether you are a member of your International Federation's or ASADA's Registered Testing Pool/s, please contact your National Sporting Organisation or ASADA to check.				

2. Athlete application, authority and declaration	
<p>I _____ declare that the information I provide in connection with this application is accurate and complete. I request that ASDMAC provide me with an approval to use a substance or method that is prohibited by the rules of my sport. I consent to personal information relating to me being disclosed to, and used by relevant persons, bodies and agencies as appropriate for the consideration of this application (and any appeal) and the implementation, co-ordination, administration, monitoring and enforcement of the therapeutic use exemptions under the relevant national and international anti-doping programs of my sport. I understand that these bodies and agencies may include the Australian Sports Anti-Doping Authority, Commonwealth Minister for Sport, Sporting Administration Bodies as defined under section 4 of the ASADA Act including, but not limited to, the Australian Sports Commission, the World Anti-Doping Agency, other national and international anti-doping agencies and organisations, the relevant national and international sporting administration organisations of my sport and anybody authorised to conduct an appeal of ASDMAC's decision in respect of this application. I understand that relevant persons include, but is not limited to, ASDMAC staff, medical practitioners consulted by ASDMAC and ASDMAC's agents. I understand that if I wish to revoke the consent I must notify my medical practitioner and ASDMAC in writing to highlight that effect.</p>	
Athlete's Signature:	Date:

Parent's / Guardian's signature:
(athletes under 18 yrs of age)

Date:

3. Previous TUE

Have you previously had, or do you currently have, any TUE(s)? Yes No

If yes, please attach any current or relevant TUE(s) to this application.

Have you previously had any TUE applications rejected? Yes No

If yes, please fill out the following information in relation to those applications:

Date	Anti-Doping Organisation/TUE Committee	Substance

Is this application for a retroactive TUE? No – go to Q4 Yes – indicate below

A retroactive TUE is for treatment involving a prohibited substance or method that has already commenced and can only be sought for the following circumstances:

- Yes - Emergency treatment or treatment of an acute medical condition was necessary;
- Yes - "Exceptional circumstances" means that there was insufficient time for ASDMAC to consider the application

If the retroactive request is for a substance/method detected as a result of doping control, please state:

date of sample collection: _____ ; substance/method detected: _____

4. Notifying medical practitioner (please write clearly using block letters or practice stamp)		
Surname		Given Name(s)
Specialty and qualifications		
Address		
Suburb		State
Postcode		
Email		
Phone (w)		Mobile

5. Medication/Treatment details (please write clearly using block letters)				
Medication/Treatment	Prohibited Substances/Method	Dose & Frequency	Route of Administration	Duration
<p>Diagnosis with medical information*:</p> <p>* Evidence confirming the applicant's diagnosis must be attached and forwarded with this application.</p> <p>The medical evidence should include clinical history and the results of all examinations, investigations, imaging studies and specialist medical reports. Copies of the original reports or letters should be included when possible. Evidence should be as objective as possible in the clinical circumstances and in the case of non-demonstrable conditions, independent supporting medical opinion will assist this application. Any additional investigations, examinations or imaging studies requested by ASDMAC will be undertaken at the expense of the applicant or his/her National Sporting Organisation.</p> <p>If a permitted substance or method is available to treat the medical condition, provide clinical justification for the requested use of the prohibited substance or method:</p>				
<p>Full details of all medications or treatments that have been trialled:</p>				

--

Additional Comments:

6. Medical practitioner's declaration

I, _____ declare the abovementioned medication/s for the above named athlete is the medically appropriate treatment for the above named medical condition. I further certify that the use of alternative medications or methods not on the WADA Prohibited List would be unsatisfactory for the treatment of the above medical condition.

Signature of Medical Practitioner: _____ **Date:** _____

The layout of the competition areas shall conform to the contest rules as decided by JA and this Code.

The competition site shall have:

1. Dressing rooms.
2. Weigh in rooms (this may be held elsewhere).
3. Drug testing room.
4. A warm up area with a minimum of 25 square metres of mats.
5. A room for a Referee's meeting (this may be held elsewhere).
6. A room for conducting the draw (this may be held elsewhere).
7. Tables and seating to accommodate at least eight (8) people per table per mat for scorers, time-keepers, recorders, Sporting and Referees Committee etc.
8. Tables and seating for the JA Board of Directors and Chief Executive Officer.
9. One table per mat area for medical personnel.
10. One table and chairs per mat for Judogi Control.
11. Central Control table with a microphone for a public address system.

Seating must be provided for the Referees during the competition. These seats should be strictly reserved for their use only, and if possible marked with their names. This is necessary for each mat in use at the tournament.

Suitable seating should be provided for Official Guests and the Press.

Seating for the sole use of the competitors shall be reserved as close to the competition area as possible.

The Organising Committee shall be responsible for providing all equipment for recording, time keeping and judging, including clocks, bells, flags and visual scoring apparatus. These items must be available to the Referees and Sports Committee for inspection prior to the commencement of events. The competition area must be roped off, or clearly defined, so as to keep a clear area of between one and two metre walkway outside the competition area. No one is to obstruct this area.

A telephone or similar means of communication must be available at the venue for use in the event of an emergency.

The Judogi Control area shall be equipped with tables and chairs, judogi measuring calliper/ruler. Only the Judogi Control Officials and judoka may enter this area. The area must be barricaded off from the main spectator area.

Lighting shall be directed onto the contest from above and not from the sides or oblique angles. It must not handicap competitors or Officials or spectators.

The tatami (Mats) shall not show any difference in level and must be fixed firmly in place.

Suitable seating and a table must be supplied for the medical attendants.

Minimum equipment and other requirements are outlined below.

CHECK LIST

1. VENUE
 - Preference should be given for a sprung wooden floor.
 - The hall must be at least 24 metres x 36 metres to fit the competition mat area.
 - At a National Championship seating is required for at least 850. Tier seating is strongly advisable.
 - A separate meeting room with seating for 20 to hold the draw is also required.
 - The drug squad will require a room at the Nationals.
 - Adequate toilets & change rooms.
 - A meeting room for Referee briefings to hold & seat approx 50. (this may be in the hotel).
 - There must be a P.A. system in excellent working order.
2. WEIGH IN
 - 2 rooms are required (Male & Female).
 - 1 table & 2 chairs for each room & personnel to manage weigh in duties.
 - A minimum of 4 sets of scales that accurately measures weight.
 - The same scales to be used for both official & unofficial weigh in.
 - Weigh in sheets as per the sporting code - supplied by the Chair of the Sports Committee.
3. REFEREES
 - 20 chairs are to be provided for Referees.
 - Two tables on each mat with 3 chairs for two Table Referees and a member of the Referee Committee.
 - A table with 2 chairs for the Chair of the Referee Committee.
4. JUDOGI CONTROL
 - Tables for Judogi Control.
 - Measuring callipers (Sokuteiki).
 - 2 people to control the contestants going on the mat.
5. CONTEST AREA
 - 8 metres x 8 metres.
6. THE MAT AREA
 - Barricade to keep unauthorised people away from the mat area.
7. SAFETY AREA
 - Minimum 3 metres.
 - Minimum 3 metres between joined contest areas, with a preference of 4 metres.
8. WARM UP AREA
 - Minimum 5 metres x 5 metres.
 - Must be situated within hearing distance of the loud speaker system.
9. MATCH NUMBERS
 - An electronic or manual system showing the order of contests needs to be appropriately positioned to allow the viewing of future contests.
10. INJURY
 - A speedy means of removal of an injured player with transport to hospital.
 - A clear passage must be provided.
 - A first aid area of 16 square meters, with 2 mats and access to a wash area for hand scrubbing.
 - A table & 3 chairs for a doctor, sports trainer, ambulance officer at a central location.
 - A stretcher.
 - A portable examination table (massage table).
 - An esky with ice.
 - 1% hydrochloride solution (bleach) in a spray bottle for the spraying of judogi's.
 - A telephone, mobile phone preferably.
 - Emergency telephone numbers.
11. RECORDERS
 - Timekeepers, contest recorders & scorers.
 - Must have an uninterrupted view of the mat area.
 - Sufficient tables & 8 chairs for each mat.
12. SCORING
 - Scoreboards, both manual & electronic for each mat.
 - Stop clocks, both manual & electronic for each mat.

- Draw sheets as per this Code - supplied by the Chair of the Sports Committee.
 Fight numbers.
 Mat number signs.
 Whistles or bells etc. to indicate end of fight and osaekomi.
 An announcer.
 1 person to play music.
 People to act as marshals for crowd control and controlling accredited zones.
 Catering workers.
 Personnel to provide table workers with refreshments and meals.
 Door people.
 Minimum 2 first aid workers with comprehensive medical equipment.
 Sales staff.
 Personnel to lay clean and maintain mats - should have rubber gloves.
13. PERSONNEL
14. USHER
 A person should be available to greet and seat all VIP's.
 (A list of any VIP's invited by the organising committee must be supplied to the President and the Chair of the Sports Committee).
15. MEDALS
 Four medals for each division.
 One to four people to carry the medals for presentation.
 Cushions or trays to carry the medals.
16. GENERAL
 Reliable high speed photocopiers must be on hand preferably with collation.
 Reams of paper.
 Meal tickets - Officials & Referees to be catered.
 Spectator tickets.
 Table for Tournament Control.
17. MUSIC
 The National Anthem must be available to play at the opening ceremony.
 Marching music.
 Music for Presentations.
 A means of playing music.
18. SIGNS
 Where applicable State signs for teams to march on.
 Signs to show weigh in area.
 Sign to show Medical area.
 Signs to indicate the mat number.
 All signs to be clearly visible and easy to read from all parts of the venue.
 Name tags for Competitors, Officials, Referees etc.
19. DIAS
 A dais with positions for first, second & two thirds.
20. DRAW
 A back up electronic draw system.
 A large white screen to project the draw.
 A projector.
21. BLUE JUDO GI
 The blue judogi is compulsory at the National Championships and International Events for ALL divisions.
 One player wears a white judogi and the other player wears a blue judogi.
 The player called first wears a white judogi.
 A mixed suit is not allowed, the judogi must be all blue or all white.
22. CHECKS
 WORKING CONDITION TO BE CHECKED THE DAY BEFORE THE CONTEST
 Scoring equipment, including bells, whistles etc.
 P.A. System.
 Photocopiers

Position of Coaches

Chairs for two Coaches for each competition mat for the blue and the white side will be provided near the competition area and preferably in front of the partition area.

Code of Conduct for Coaches

The Coach is responsible for the athlete's conduct from entering the competition venue until leaving it, before and after each contest.

Coaching will be strictly limited to communication with the athlete such as tactical advice, encouragement, instructions in unexpected situations, such as injury, etc. The Coach is also to remain seated on the chair throughout the contest.

Coaches' and Managers' Behaviour

- During the event, team Coaches and Managers must adhere to the JA Sporting Code, Coaches Code of Conduct, the JA Members Protection Policy and IJF Refereeing Rules in all interactions with all Officials, including Referees, both on and off the mat
- For Cadet Men/Women, Junior Men/Women and Senior Men/Women coaching is only permitted during the Matte period
- For Junior Boys/Girls and Senior Boys/Girls, coaching is allowed at all times, not just between Matte and Hajime.
- Coaches accompanying players must sit in the reserved seat for Coaches during the whole duration of the match unless removed by the Referee or the Referee Committee
- When the Coach is removed from the chair for disciplinary reasons, no replacement Coach will be allowed to sit on the designated chair during that match
- Coaches cannot be replaced during the match by another Coach
- If the Coach decides to leave the Coaches' chair he/she will not be allowed to return to the chair for that remainder of that match and must immediately leave the field of play.

There is no appeal process, but the JA Referee Committee Chair may, invite the accredited team Coach to watch the CARE footage and provide the rationale for the Referee decision.

Forbidden behaviour of Coaches

- comments on or criticism of Referees' verdicts.
- demanding correction of the Referees' decisions
- abusive gestures toward Referees, Officials, or the public
- touching, hitting, kicking, etc any equipment
- behaviour showing disrespect to the opponent, Referees, Officials, opponent's Coach, his own athlete, the public, etc.
- Coaches cannot coach from any place inside the venue (except the Coaches box area)

Sanctions

In the case of not respecting the rules the following procedures will apply:

1. First warning, informed by the Referee, the Coach can continue to coach from the mat side chair
2. Second warning, informed by the Referee, the Coach must move from the mat side chair to the spectator seating area for the rest of the day.

In case a Coach has been moved from the mat side chair, and continues coaching from the spectator seating area, the Coach will be suspended for the rest of the event, AND the next event that he/she will attend.

Coaching from the spectator seating area is considered as acting against the rules and punished with the same procedure as described above.

In extreme incidents of Coaches' disrespectful behaviour the sanction may result in an accreditation withdrawal, expulsion from the venue until the end of the event and further disciplinary action.

In case of having just one warning in each contest, the Coach can continue coaching the next contests. The warnings from different contests are not cumulative.

Officials authorised to impose the above sanctions:

The Chair of the JA Referee Committee.

The Chair of the Referee Committee will maintain the register of suspended Coaches. He/she will provide the current list of suspended Coaches to organisers of the National Championships and all International Open events four weeks before the event to make sure that suspended Coaches are not issued with coaching accreditation for that event.

Dress code

State track suit or appropriate attire such as neat casual dressing which is not revealing.

The following are forbidden at any time: short trousers, singlets, sunglasses, undressed upper body, any kind of head caps and cover, or, flip-flops.

The CARE system will be used to ensure that the right decisions are made.

The table Referees and the mat Referee Committee member should focus primarily on the actual contest and should only review the CARE system whenever there is sufficient uncertainty regarding the awarding (or non-awarding), by the mat Referee, of any immediate penalty or score. The table Referees or a Committee Member should request the mat Referee to temporarily stop the contest whilst any such CARE system review is undertaken. Any such correction should be made as quickly as possible (within 30 seconds) and indicated clearly and concisely to the mat Referee.

When required, the Chair of the JA Referee Committee shall be requested, by the mat Referee Committee Member, to review the CARE system and, after consultation with the mat Referees Committee Member and table Referees, he/she shall make the final decision. This final decision shall be without appeal.

When necessary, the Chair of the Referee Committee may review the CARE system and overrule any decision made by Referees on the mat. This is a final decision and without any appeal.

The CARE system should not be used to overturn a decision that was made earlier in the match e.g. 1 minute previously.

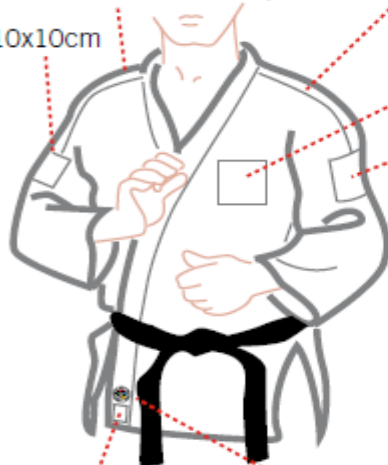
After the final decision is made the Coach or Manager may be invited by the Referee Committee Chair to view the CARE footage but they must act in a calm and respectful manner, otherwise, disciplinary action will be instigated against that person

The CARE system may be used for educational purposes for Referees after the conclusion of the competition.

1ère possibilité / 1st possibility

Promotion de la même marque/Same brand promotion (25x5cm)

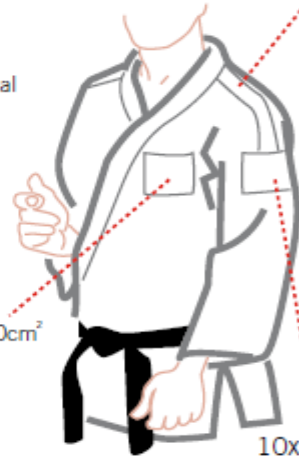
10x10cm



Emblème national ou couleurs nationales
National emblem or national colours (max. 100cm²)
Publicité / Advertising (max. 10x10cm)

25x5cm

max. 100cm²



10x10cm

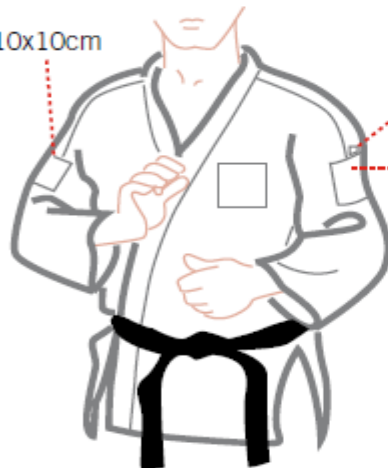
Marque du fabricant
Logo manufacturer (trade mark) (20cm²)



Note : les fournisseurs officiels de la FIJ sont autorisés placer le logo de la FIJ comme indiqué
The IJF Official suppliers are allowed to place the IJF logo as indicated

2ème possibilité / 2nd possibility

10x10cm



Marque du fabricant
Logo manufacturer (trade mark) (20cm²)

10x10cm

10x10cm
sur chaque
manche



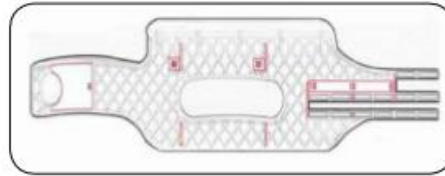
Il est admis de placer le logo du fournisseur sur une des manches mais à l'intérieur de l'aire 25x5cm au lieu du bas sur le devant de la veste

It is admitted to place the logo manufacturer on one of the sleeves but inside de 25x5 cm area instead of at the bottom front of the jacket.



JUDOGI CONTROL RULES FOR CADET, JUNIOR AND SENIOR DIVISIONS

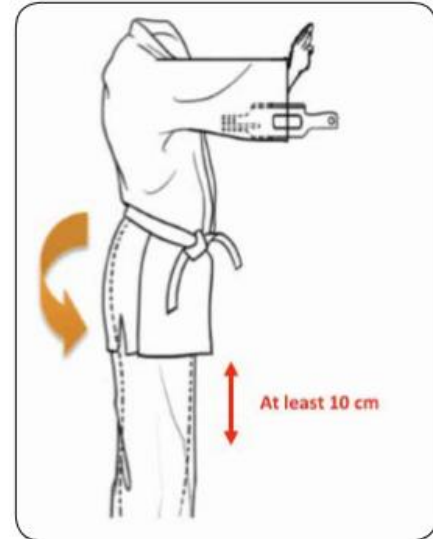
The judogi and belt size is controlled by sokuteiki (see picture 1).



Picture 1

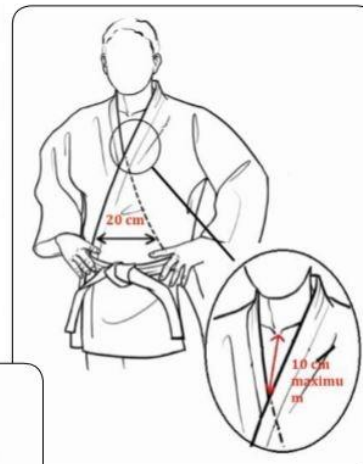
Jacket (see pictures 2 & 3)

- The jacket has to cover completely the buttocks.
- It has to be 10 cm at least from the knee.
- With the sleeves level (during the control the arms must be straight with the palms facing forward and the fingers raised). The entire sokuteiki must slip smoothly.
- The distance between the sternum top and the lapel crossing point of the jacket vertically must be less than 10 cm.

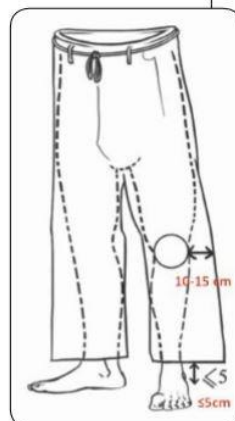


Picture 2

- The crossing points of the jacket must be more than 20 cm.
- The distance between the 2 lapels of the jacket horizontally, needs to be of a minimum of 20 cm.
- The thickness of the lapel side must be less or equal to 1cm.
- The width of the lapel side must be 4 cm.



Picture 3

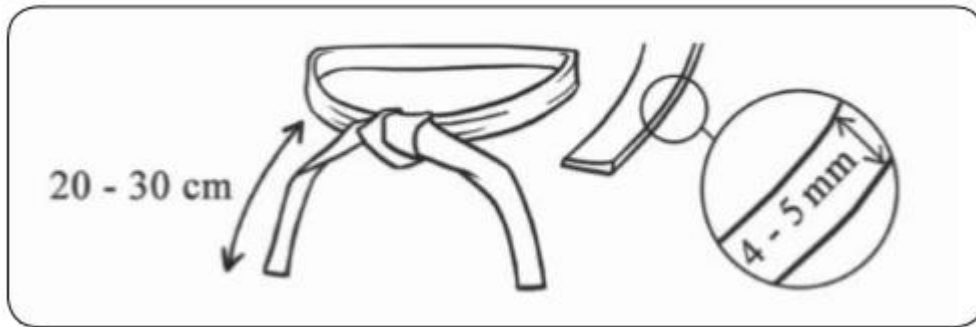
**Trousers (see picture 3)**

- The distance between the bottom of the trousers and the exterior malleolus (ankle bone) must be less or equal to 5 cm.

- The width must be between 10 and 15 cm at the knee level

Belt (see picture 4)

- The thickness must be between 4 and 5 mm.
- The tips starting from the central knot must have a length between 20 and 30 cm.
- The knot must be correctly and tightly made.
- The belt must not be made of a stiff and/or slipping material.



Picture 4

Tee shirt (for women)

- White in colour, short-sleeved and round neck.
- Markings of the manufacture logo, of maximum 20 cm² is authorised. The logo cannot be visible when the judogi is fastened.
- No commercial marking can appear

NATIONAL TEAM EVENT

- 9.1 Each State may enter a Team consisting of a minimum of four (4) contestants and a maximum of seven (7) contestants from the following weight divisions: (STATES WITH LESS THAN 4 ELIGIBLE COMPETITORS MAY AMALGAMATE WITH ONE OTHER STATE TO MAKE A TEAM).

MEN	WOMEN
1 contestant over 100 kg	1 contestant over 78 kg
1 contestant over 90 kg and up to and including 100 kg	1 contestant over 70 kg and up to and including 78 kg
1 contestant over 81 kg and up to and including 90 kg	1 contestant over 63 kg and up to and including 70 kg
1 contestant over 73 kg and up to and including 81 kg	1 contestant over 57 kg and up to and including 63 kg
1 contestant over 66 kg and up to and including 73 kg	1 contestant over 52 kg and up to and including 57 kg
1 contestant over 60 kg and up to and including 66 kg	1 contestant over 48 kg and up to and including 52 kg
1 contestant up to and including 60 kg	1 contestant up to and including 48 kg

RESERVES: Must be nominated on the original entry form.

- 9.2 Should a State be unable to enter one contestant in each weight division they may nominate a contestant into the vacant weight division who competed in one division below the weight division to be nominated into.
- 9.3 Where a State cannot field a player in any weight division any opponent Team with a contestant in that division shall win by default with a score of Ippon.
- 9.4 The awarding of scores shall be by Waza-ari (1 points) or Ippon (10 points).
- 9.5 The winner of a bout shall be recorded by a mark of "W" and the quality of the win and the loser shall be recorded as "L".
- 9.6 In the instance of a draw both contestants shall be recorded with a "0".
- 9.7 The Team with the majority of wins shall be declared the winning Team. Should both Teams have equal number of wins the quality of wins shall be counted.
- 9.8 In the event that both Teams have the same points, the following will occur:
1. Any divisions that resulted in a draw will be replayed.
 2. The winner will be determined from the outcome.
 3. If there were no draws a draw will be made in the divisions that were contested to ascertain a division to fight again.
 4. The winner will be determined from the outcome.
 5. Should the results still remain a draw there will be no winner. In the case of a final they will be equal champions.

ELIMINATION: Pool system with a maximum of 4 in each pool.

BOUT TIMES: 4 mins per bout.

TEAMS NOMINATION FORM- WOMEN

II

STATE.....

Weight Division	Number 1 player	Reserve
OVER 78 KG		
78 KG DIVISION		
70 KG DIVISION		
63 KG DIVISION		
57 KG DIVISION		
52 KG DIVISION		
48 KG DIVISION		

TEAMS NOMINATION FORM- MEN

II

STATE.....

Weight Division	Number 1 player	Reserve
OVER 100 KG		
100 KG DIVISION		
90 KG DIVISION		
81 KG DIVISION		
73 KG DIVISION		
66 KG DIVISION		
60 KG DIVISION		

NATIONALS TEAMS POOL SHEET

PLAYERS DIVISIONS LIGHT TO HEAVY

RESULTS

TEAM	1	2	3	4	5	6	7	PTS	WIN	1
										2
										3

PLAYERS DIVISIONS LIGHT TO HEAVY

TEAM	1	2	3	4	5	6	7	PTS	WIN

PLAYERS DIVISIONS LIGHT TO HEAVY

TEAM	1	2	3	4	5	6	7	PTS	WIN

PLAYERS DIVISIONS LIGHT TO HEAVY

TEAM	1	2	3	4	5	6	7	PTS	WIN

PLAYERS DIVISIONS LIGHT TO HEAVY

TEAM	1	2	3	4	5	6	7	PTS	WIN

PLAYERS DIVISIONS LIGHT TO HEAVY

TEAM	1	2	3	4	5	6	7	PTS	WIN

- 1 If a player does not have an opponent the score is Ippon 10 points
- 2 Ippon 10 points win
- 3 Waza-ari 1 points win
- 4 Mark points in the winners square and "L" in the losers square and "O" where there is a draw
- 5 Team with the most wins is the winner if wins are equal then the team with the most points if still equal a division is replayed

NUMBER OF TEAMS

	3		4
	1x2		1x2
	2x3		3x4
	1x3		1x3
			2x4
			1x4
			2x3

KATA COMPETITION RULES

Please see the Kata page on the JA website for Kata Sporting Code: [here](#).

This includes kata competition rules and entry forms

No Limits Judo Competition

Please see the No Limits Judo page on the JA website for No Limits Sporting Rules: [here](#).

This includes No Limits Judo rules and competition entry forms.

VETERANS COMPETITION**Participation**

The following conditions must be met for individuals to be considered eligible to participate in the Veterans competition.

- competitors must be minimum age of 30 years
- competitors must be members of JA
- pay the appropriate entry fees within the timeframes.

Insurance

Participants must assume all responsibility for accident and health insurance as well as the civil liabilities (third party cover). JA and Organisers have no liability for any claims of illness, injury or death.

Age and Contest Duration

Age	Contest Duration (mins)	Female	Males
30 - 34	3	F1	M1
35 - 39	3	F2	M2
40 - 44	3	F3	M3
45 - 49	3	F4	M4
50 - 54	3	F5	M5
55 - 59	3	F6	M6
60 - 64	2.5	F7	M7
65 - 69	2.5	F8	M8
+70	2.5	F9	M9

Age classification will be determined by the competitor's date of birth.

Weight Categories

Females -48 kg; -52 kg; -57 kg; -63 kg; -70 kg; -78 kg; +78 kg

Males -60 kg; -66 kg; -73 kg; -81 kg; -90 kg; -100 kg; +100 kg

JA can combine a category with the next category if the number of participants in a category is not sufficient.

Weigh-in

As per JA rules and weigh-in may take place the day on the day of competition.

Grade

Participants must have a recognised grade of 3rd kyu or over.

Judogi

As per JA rules blue and white judogi's.

Particular Rules for Female Competitors

As per JA rules the female competitors must wear a white non-transparent t-shirt.

Category Combining

Only weight categories with three or less entries may be subject to Category Combining. However in the case of only three entries if it is not possible to achieve Category Combining safely and according to the Guidelines then a pool of three elimination system will be considered.

Combining within the same age division. Players should remain within their age division if possible.

Combining using weight categories

Weight category – competitors may only be combined with other competitors who are no more than one weight category lighter or one weight category heavier. Special consideration should be given to the actual weight differences when dealing with the lightest and the heaviest female and male categories (as a guideline a maximum of 10kg actual difference when combining the lightest weight category and a maximum of 20kg actual difference when combining the heaviest weight category should be considered as a limit unless there are other compensatory factors such as experience etc.).

Weight should be the primary consideration when moving players about within their own age division or combining them with other age divisions in accordance with the age division guidelines below.

Age divisions

Competitors in age divisions M7 or F7 and above (for example M8/F8, M9/F9 etc.) may only be combined with other competitors who are no more than one age division higher or more than one age division lower i.e. competitors in M7/F7 may only be combined with competitors from M6/F6 or M8/F8.

Competitors in divisions M6 or F6 may be combined with competitors no more than one age division higher or two age divisions lower. i.e. M7/F7, M5/F5 and M4/F4.

Competitors in divisions M5 or F5 may be combined with competitors no more than one age division above or two age divisions below i.e. M6/F6, M4/F4 and M3/F3.

Competitors in divisions M4 or F4 may be combined with competitors no more than two age divisions below or two age divisions above i.e. M3/F3, M2/F2, M5/F5 and M6/F6.

Competitors in divisions M3 or F3 may be combined with competitors no more than two age divisions below or two age divisions above i.e. M1/F1, M2/F2, M4/F4 and M5/F5.

Competitors in age divisions M2 or F2 may only be combined with competitors one age division below and two age divisions above i.e. M1/F1, M3/F3 and M4/F4.

Competitors in age divisions M1 or F1 may only be combined with competitors in two age divisions above i.e. M2/F2 and M3/F3.

Number of Officials - ATTACHMENT 16

The allocation of accreditations for Officials is dependent on the number of entries entered by States. For the purposes of accreditation - Officials are considered to include Coaches and Managers and determined by the table below:

Players entered	Number of official accreditations
1-7	1
8-14	2
15-25	3
26-40	4
41-55	5
56-70	6
71-85	7
86-100	8
101-120	9
121-140	10
141-160	11
161-180	12
181-200	13

A minimum of 4 and a maximum of 9 accreditations are allowed per day.

Additional accreditations may be purchased through the Chair of the Sports Committee.

The organising committee for the Nationals or any International Open event must provide a list of all accredited Coaches to the Chair of the Referee Committee before the event. If this is not provided the Chair of the Referee Committee should request this information 2 weeks prior to the start of competition.

Agreement to continue in the competition after strangulation

Current advice is that unconsciousness, when caused by shime waza and when applied in the controlled environment of judo at competitions, is associated with full and rapid recovery even if a convulsion has occurred.

Also it appears, based on current evidence, that there are no long term consequences.

However it is important to note that there have been no validated studies on the possible long term issues.

If you understand this statement and wish to continue to compete in this competition please sign below.

Be aware that you will not be allowed to continue further if unconsciousness occurs more than once at this competition.

Athlete name:

Carer name (if relevant):

Athlete or Carer signature:

Witness name:

Witness signature:

Date: